


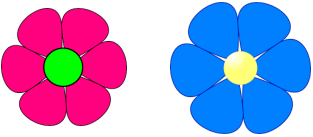










## Reception Homework Menu



Take your pick! These are the homework options for this term. Children should try and complete at least 2 but they can complete as many as they are able to during the term. Children can bring their completed pieces into school as and when they are finished. For each task that you complete you can earn dojo points. If you achieve the maximum number of dojo points (25 points) – you will be put into a raffle drawer for a special homework prize.

<p>Go for a walk with a grown up and look out for any signs of Spring (2 dojo points)</p> 	<p>(3 dojo points) To be able to use a knife and fork to eat with.</p> 	<p>Ask your family what their favourite thing about Spring is and write their answers (1 dojo points)</p> 
<p>Paint a flower picture and send it via dojo to share it with our class. (2 dojo point)</p> 	<p>Find out the names of these baby animals: Duck, Pig, Sheep and Cow. (2 dojo point)</p> 	<p>Hunt for different real-life shapes in your house (1 dojo point)</p> 
<p>Learn to read and write: The, I, He, She, Said Challenge: They, Like, (3 dojo points)</p> 	<p>Make a weather chart to show what the weather is like for a week (5 dojo points)</p> 	<p>Find 2 different ways you can make the number 10 eg. 6+4 (2 dojo points)</p> 
<p>Complete a Joe Wicks workout on Youtube (1 dojo points)</p> 	<p>Tell an adult or friend, one way we can care for our planet (1 dojo point)</p> 	<p>Read your book at least 3 times a week (2 dojo points)</p> 

**Please make sure that you continue to practice your weekly phonics and you read each night at home.**